

FR220WD Ice Cream Trailer

Specification

Model:	FR220WD
Dimensions:	220*200*230cm
Color:	White
Window:	Concession windows, with gas struts
Electrical:	220V/50HZ
Material:	Exterior wall: Cold-rolled steel Insulation: 25mm Black cotton Interior wall: ACM Workbench: 201 stainless steel Floor: Non-slip aluminium checkered floor
Trailer Accessory:	88cm safety chain Trailer hitch ball Trailer coupler Trailer stabilizers Heavy-duty trailer jack with wheel Flip down stainless steel serving shelf Door stop 7 pin trailer connector Stainless steel generator cage Air conditioner
Electrical System:	Electrical panel board Circuit breaker 8 power sockets Generator receptacle with cover
Lighting:	Interior LED light bars Side lights Trailer tail lights & red reflectors License lights Side LED LOGO sign
Water Sink Kits:	2 compartment water sink Commercial faucet for cold & hot water Floor drain

Water Supply System:	24V water pump 25L plastic clean water tank 25L wastewater tank
Kitchen Equipment:	Front stainless steel workbench with cabinets Rear stainless steel workbench with back splash Custom stainless steel workbench 98L drink cooler 300L salad fridge with 8 compartments Cash box
Warranty:	1 year warranty for free
<p>For more information on this trailer model, such as size options, pricing, standard configurations, customization and upgrades, production time, delivery terms, etc., please email sales@etofoodcarts.com. Our sales agent will contact you within a day or even sooner to address any inquiries you may have.</p>	

etodevice

Details



- Front -



- Side -



- Side -



-Door -



- Side -



- Rear -



- Generator Cage -



- Light -



- Inside -



- Power Outlets -



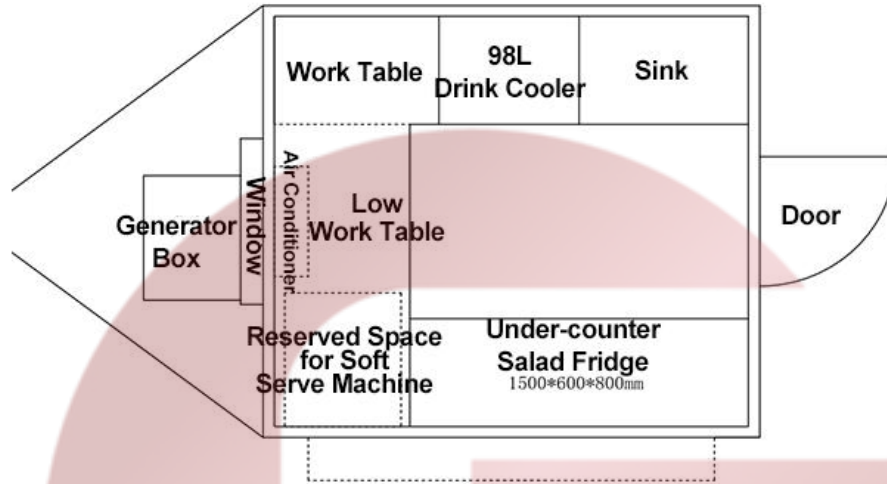
- LOGO Sign -



- Production -

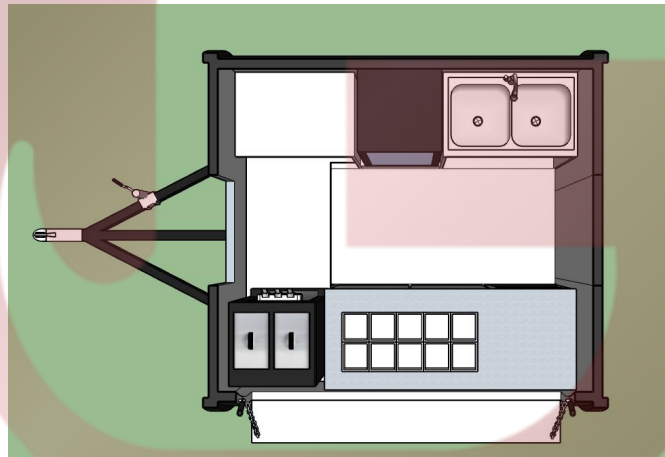
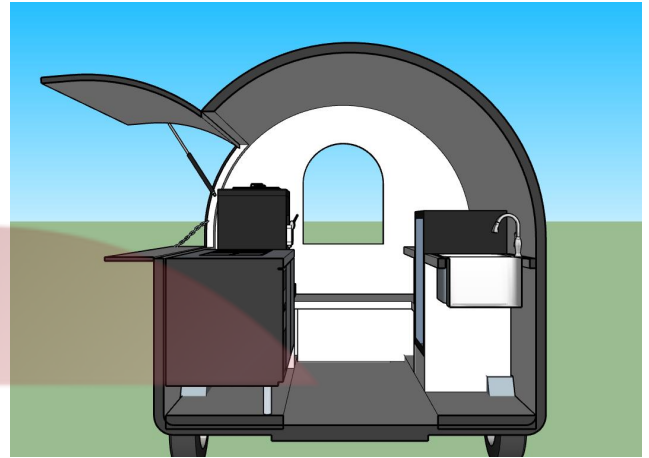
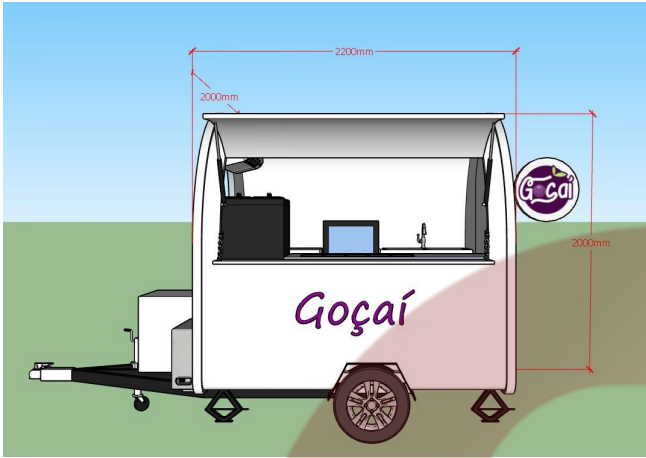
Floor Plan

FR200WS, 220*200*230cm, 220/50HZ, 8 Electrical Outlets, White(Color)



etodevice

Design



etodevice